

ANNUAL DRINKING WATER QUALITY REPORT FOR 2015

JERICHO WATER DISTRICT | 125 CONVENT RD., SYOSSET, NY 11791 USA

(PUBLIC WATER SUPPLY ID #NY2902831)

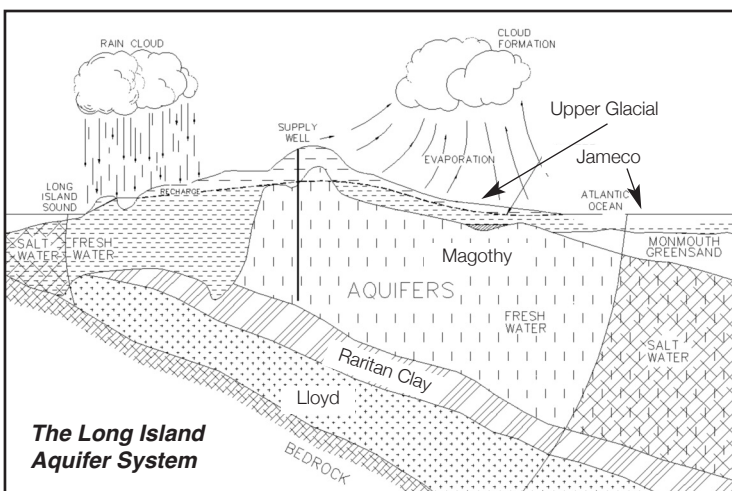
INTRODUCTION

To comply with State regulations, the Jericho Water District will annually issue a report describing the quality of your drinking water. The purpose of this report is to raise your understanding of drinking water and awareness of the need to protect our drinking water sources. Last year, your tap water met all State drinking water health standards. This report provides an overview of last year's water quality. Included are details about where your water comes from, what it contains, and how it compares to State standards. An annual supplement is available at the Jericho Water District Office. This supplement contains water quality data for each well operated during 2015.

If you have any questions about this report or concerning your drinking water, please contact District Superintendent, Peter F. Logan, at (516) 921-8280 or the Nassau County Department of Health at (516) 227-9692. We want you to be informed about your drinking water. If you care to learn more, please attend any of our regularly scheduled Board of Commissioners meetings. The meetings are held at the District office at 125 Convent Rd., Syosset, on the first and third Wednesday of each month, commencing at 8:30 a.m.

WHERE DOES OUR WATER COME FROM?

In general, the sources of drinking water (both tap water and bottled water) include rivers, lakes, streams, ponds, reservoirs, springs, and wells. As water travels over the surface of the land or through the ground, it dissolves naturally occurring minerals and, in some cases, radioactive materials, and can pick up substances resulting from the presence of animals or from



human activities. Contaminants that may be present in source water include: microbial contaminants; inorganic contaminants; pesticides and herbicides; organic chemical contaminants; and radioactive contaminants. In order to ensure that tap water is safe to drink, the State and the EPA prescribe regulations which limit the amount of certain contaminants in water provided by public water systems. The State Health Department and the FDA's regulations establish limits for contaminants in bottled water which must provide the same protection for public health.

All of our water is pumped from 25 wells, ranging in depth from 372-688 feet, located throughout the District on 15 different well sites. The water delivered to your tap is a blend of water produced by the individual wells. Five wells are located in Syosset, 5 are in Woodbury, 1 is in Laurel Hollow, 2 are in Jericho, 6 are in Muttontown, 3 are in Brookville, 2 are in Old Brookville and 1 is in Glen Head. Twenty Four of the wells pump from the Magothy Aquifer and one well pumps from the Lloyd Aquifer. Six storage tanks have a total storage capacity of 12.40 million gallons with a usable storage capacity of 8.79 million gallons. The District covers 37 square miles and maintains 353 miles of mains. The District maintains interconnections with the following neighboring water districts - City of Glen Cove, Hicksville, Locust Valley, Old Westbury, Oyster Bay, Plainview, Roslyn, South

Huntington and Westbury. In the event of an emergency, the Jericho Water District could supply or be supplied with water via these interconnections. During 2015, our system did not experience any restriction of our water source.

WATER TREATMENT

In compliance with the requirements of the Nassau County Board of Health, the District adds Sodium Hydroxide to the water at the individual wells, prior to distribution. This is added to adjust the pH of the water so as to minimize its corrosive effect on water mains and water services. Additionally, the District adds chlorine at the level of .9 mg/L leaving the pumping stations and maintains a chlorine residual of .2 mg/L at the most remote point in the District. The District currently has 7 wells being treated at the source, for elevated levels of Volatile Organic Compounds (VOC); 5 wells are using Granular Activated Carbon and 2 are treated using Packed Tower Aeration.

SOURCE WATER ASSESSMENT

The NYSDOH, with assistance from the local health department and the CDM consulting firm, has completed a source water assessment for this system, based on available information. Possible and actual threats to this drinking water source were evaluated. The source water assessment includes a susceptibility rating based on the risk posed by each potential source of contamination and how rapidly contaminants can move through the subsurface to the wells. The susceptibility of a water supply well to contamination is dependent upon both the presence of potential sources of contamination within the well's contributing area and the likelihood that the contaminant can travel through the environment to reach the well. The susceptibility rating is an estimate of the potential for contamination of the source water, it does not mean that the water delivered to consumers is, or will become contaminated. See section "Are there contaminants in our drinking water?" for a list of the contaminants that have been detected. The source water assessments provide resource managers with additional information for protecting source waters into the future.

Drinking water is derived from 25 wells. The source water assessment has rated most of the wells as having a high susceptibility to industrial solvents and a high susceptibility to nitrates. The very high susceptibility to industrial solvents is due primarily to point sources of contamination related to transportation routes and commercial/industrial facilities and related activities in the assessment area. The high susceptibility to nitrate contamination is attributable to unsewered residential and commercial land use and related practices in the assessment area, including fertilizing lawns.

A copy of the assessment, including a map of the assessment area, is available for review at the District's main office.

FACTS AND FIGURES

Our water system serves 58,000 people through 18,772 services. The total water produced in 2015 was 5.66 billion gallons. The daily average of water treated and pumped into the distribution system is 15,215,086 gallons per day. The maximum daily pumpage occurred on September 7th, 2015 wherein 33.9 million gallons were pumped. The minimum daily pumpage occurred on December 25th, 2015 when 5.34 million gallons of water were pumped. For 2015, the unaccounted for water was calculated at 8.05%, which is below the DEC goal of 10%. The unaccounted for water is comprised of water used for sampling, to flush mains and hydrants, street cleaning and fighting fires. Water lost through leaking services, hydrants and mains accounts for the remainder of the 455.99 million gallons. In 2015, water customers within the boundary of the District were billed for water as follows:

Minimum Charge per Quarter - \$9.00	
0 - 10,000 gallons	\$0.90 per 1,000
10,001 - 30,000 gallons	\$0.95 per 1,000
30,001 - 100,000 gallons	\$1.65 per 1,000
Over 100,000 gallons	\$2.20 per 1,000
Tax Rate - \$2.347 per \$100.00 of assessed valuation.	

(Continued on Page 5)

Table 1

Contaminant	Violation (Yes/No)	Date of Sample	Level Detected (Range)	Unit Measurement	MCLG	Regulatory Limit (MCL, TT, or AL)	Likely Source of Contamination
MICROBIOLOGICAL							
Total Coliform	No	8/2015	3 positive samples	NA	0	>5%	Naturally present in the environment
RADIOACTIVE CONTAMINANTS							
Gross Alpha	No	2013	1.16 (0.175 – 1.16)	pCi/L	0	15	Erosion of natural deposits
Radium 226, 228	No	2013	1.28 (ND – 1.28)	pCi/L	0	5	Erosion of natural deposits
PRIMARY INORGANICS							
Barium	No	2015	0.029 (ND-0.029)	mg/L	2	MCL - 2	Discharge from metal refineries; erosion of natural deposits
SECONDARY INORGANICS							
Chloride	No	2015	59.1 (ND – 59.1)	mg/L	NDL	MCL - 250.00	Naturally occurring or indicative of road salt contamination
Iron	No	2015	0.2 (ND – 0.2)	µg/L	NDL	300	Naturally occurring
Nitrate	No	2015	7.62 (ND – 7.62)	mg/L	10	MCL - 10	Run-off from fertilizer use, leaching from septic tanks, sewage, erosion of natural deposits
Sodium	No	2015	26 (ND – 26)	mg/L	NDL ¹	MCL – NDL	Naturally occurring, road salt, water softeners, animal waste
Sulfate	No	2015	27.6 (ND – 27.6)	mg/L	NDL	250	Naturally occurring
Zinc	No	2015	0.063 (ND – 0.063)	mg/L	NDL	5	Naturally occurring; mining waste
LEAD AND COPPER 90TH PERCENTILE							
Copper	No	2013	0.37 (ND – 0.37)	µg/L	0 ²	AL – 1,300	Corrosion of household plumbing systems; erosion of natural deposits
Lead	No	2013	3.5 (ND – 3.5)	mg/L	0 ²	AL - 15	Corrosion of household plumbing systems; erosion of natural deposits
CORROSIVITY							
Calcium	No	2015	20 (ND – 20)	mg/L	NDL	MCL – NDL	Naturally occurring
Calcium Hardness ³	No	2015	49.3 (ND – 49.3)	mg/L	NDL	MCL – NDL	Naturally occurring
LSI	No	2015	-4.91 (-1.41 – 0)	mg/L	NDL	MCL – NDL	Naturally occurring
Magnesium	No	2015	9.2 (ND – 9.2)	mg/L	NDL	MCL – NDL	Naturally occurring
Manganese	No	2015	.057 (ND – .057)	mg/L	NDL	MCL – NDL	Naturally occurring
Antimony	No	2015	1.3 (ND – 1.3)	µg/L	NDL	MCL – NDL	Naturally occurring
Nickel	No	2015	0.0093 (ND – 0.0093)	µg/L	NDL	MCL – 100	Naturally occurring
Selenium	No	2015	2.5 (ND – 2.5)	µg/L	NDL	MCL – 50	Naturally occurring
pH	No	2015	7.6 (5.7 – 7.6)	n/a	NDL	TT – 7.5 – 8.5	Naturally occurring
Perchlorate	No	2015	6.3 (ND – 6.3)	µg/L	NDL	AL - 18	Fertilizer, matches, road flares, fire works
Total Alkalinity	No	2015	26.1 (ND – 26.1)	mg/L	NDL	MCL – NDL	Naturally occurring
Total Hardness ⁴	No	2015	87.2 (6.28 – 87.2)	mg/L	NDL	MCL – NDL	Naturally occurring
Total Dissolved Solids	No	2015	200 (ND – 200)	mg/L	NDL	MCL – NDL	Naturally occurring
DISINFECTION BY-PRODUCTS							
Trihalomethanes	No	2015	4.9 (ND – 4.9)	µg/L	NDL	0.080 mg/L	By-product of chlorination
HaloAcetic Acids	No	2015	<2.0	µg/L	NDL	0.060 mg/L	By-product of chlorination
VOLATILE ORGANIC CHEMICALS							
1,1,1-Trichloroethane	No	2015	1.55 (ND – 1.55)	µg/L	NDL	5.0	Discharge from metal
1,1-Dichloroethane ⁵	No	2015	1.97 (ND – 1.97)	µg/L	NDL	5.0	Degreasing agent; coupling agent in anti-knock gasoline
1,1-Dichloroethene ⁵	No	2015	0.69 (ND – 0.69)	µg/L	NDL	5.0	Discharge from industrial chemical factories
1,2-Dichloropropane	No	2015	1.41 (ND – 1.41)	µg/L	0	5.0	Discharge from industrial chemical factories
Bromodichloromethane	No	2015	0.88 (ND - 0.88)	µg/L	NDL	5.0	Discharge from industrial chemical factories
Bromoform	No	2015	2.2 (ND – 2.2)	µg/L	0	5.0	Discharge from chemical plants
Chloroform	No	2015	2.17 (ND – 2.17)	µg/L	NDL	5.0	By-product of chlorination
Chlorodifluoromethane	No	2015	2.37 (ND – 2.37)	µg/L	NDL	5.0	Used in refrigeration and air conditioning
MTBE	No	2015	0.51 (ND – 0.51)	µg/L	NDL	10	Releases from gasoline storage tanks
Tetrachloroethene	No	2015	0.54 (ND – 0.54)	µg/L	NDL	5.0	Used as a dry cleaning agent; machinery parts cleaner
Trichloroethene	No	2015	2.81 (ND – 2.81)	µg/L	0	5.0	Discharge from metal degreasing sites

Contaminant	Violation (Yes/No)	Date of Sample	Level Detected (Range)	Unit Measurement	MCLG	Regulatory Limit (MCL, TT, or AL)	Likely Source of Contamination
SYNTHETIC ORGANIC COMPOUNDS							
Atrazine	No	2015	0.66 (ND - 0.66)	µg/L	3.0	3.0	Runoff from herbicides
Simazine	No	2015	1.8 (ND - 1.8)	µg/L	4.0	4.0	Runoff from herbicides
UNREGULATED CONTAMINANT MONITORING RULE 3 (UCMR3)							
Chlorate	n/a	2015	200 (ND - 200)	µg/L	NDL	Not yet established by the EPA	Agricultural defoliant or desiccant; disinfection byproduct
1,4-Dioxane	n/a	2015	2.7 (ND - 2.7)	µg/L	NDL	Not yet established by the EPA	Used as a solvent for acetates, resins, oils, waxes.
Chlorodifluoromethane	n/a	2015	1.4 (ND - 1.4)	µg/L	NDL	Not yet established by the EPA	Used as a refrigerant, as a low-temperature solvent, and in fluorocarbon resins
Chromium (Total)	n/a	2015	1.1 (ND - 1.1)	µg/L	NDL	Not yet established by the EPA	Used mainly for making steel and other alloys
Cobalt	n/a	2015	14.1 (ND - 14.1)	µg/L	NDL	Not yet established by the EPA	Naturally-occurring element found in the earth's crust
Chromium-6	n/a	2015	1.3 (ND - 1.3)	µg/L	NDL	Not yet established by the EPA	Naturally-occurring element; used in making steel and other alloys
Strontium	n/a	2015	69.6 (13.9 - 69.6)	µg/L	NDL	Not yet established by the EPA	Found naturally as a non-radioactive element
Vanadium	n/a	2015	0.38 (ND - 0.38)	µg/L	NDL	Not yet established by the EPA	Mainly used to produce certain alloys

Notes:

- 1 – Water containing more than 20 mg/l of sodium should not be used for drinking by people on severely restricted sodium diets. Water containing more than 270 mg/l of sodium should not be used for drinking by people on moderately restricted sodium diets.
- 2 – The lead and copper sampling was completed in 2013, with 30 samples being collected and analyzed
- 3 – Calcium Hardness (CH) measures the amount of calcium in the water.
- 4 – Total Hardness measures the amount of calcium and magnesium in the water.
- 5 – Also sampled as a UCMR3

Definitions:

Maximum Contaminant Level (MCL): The highest level of a contaminant that is allowed in drinking water. MCLs are set as close to the MCLGs as feasible. The MCL is established by the EPA. It is defined in terms of health risk as follows – If a person drank one-half gallon of water each day for 70 years and that water contained a contaminant at the MCL, there would be a one in a million risk of developing an adverse reaction to that substance.

Maximum Contaminant Level Goal (MCLG): The level of a contaminant in drinking water below which there is no known or expected risk to health. MCLGs allow for a margin of safety.

Maximum Residual Disinfectant Level (MRDL): The maximum permissible levels of disinfectant residuals in water delivered to a consumer.

Maximum Residual Disinfectant Level Goal (MRDLG): The level of a drinking water disinfectant below which there is no known or expected risk to health.

Action Level (AL): The concentration of a contaminant, which, if exceeded, triggers treatment or other requirements, which a water system must follow.

Treatment Technique (TT): A required process intended to reduce the level of a contaminant in drinking water.

Non-Detects (ND): Laboratory analysis indicates that the constituent is not present.

No Designated Limit (NDL): No limit has been established.

Milligrams per liter (mg/l): Corresponds to one part of liquid in one million parts of liquid (parts per million - ppm).

Micrograms per liter (µg/l): Corresponds to one part of liquid in one billion parts of liquid (parts per billion - ppb).

Nanograms per liter (ng/l): Corresponds to one part of liquid to one trillion parts of liquid (parts per trillion - ppt).

Picocuries per liter (pCi/L): A radioactivity concentration unit.

Millirems per Year (mrem/yr): The annual radiation absorbed dose equivalent.

Nephelometric Turbidity Limit (NTU): A unit for expressing the cloudiness (turbidity) of a sample.

90th Percentile: The value reported for the lead and copper represent the 90th percentile. A percentile is a value on a scale of 100 that indicates the percent of a distribution that is equal to or below it. The 90th percentile is equal to or greater than 90% of the lead and copper values detected at your water system.

(Continued from Page 3)

Outside the boundary of the District, customers were billed as follows:

Minimum Charge per Quarter - \$12.00

0 – 10,000 gallons	\$1.20 per 1,000
10,001 – 30,000 gallons	\$1.25 per 1,000
30,001 – 100,000 gallons	\$1.95 per 1,000
Over 100,000 gallons	\$2.50 per 1,000

On Long Island, the average family of four uses approximately 120 – 150 gallons of water per person per day. Based on this average, the quarterly cost for water would range from \$47.50 - \$64.00

Annual Demand Charge – Fire Line and Standpipe Connections

Size of Connection from District Mains	Charge per Annum Payable in Advance
2" Diameter	\$30.00
3" Diameter	\$42.00
4" Diameter	\$85.00
6" Diameter	\$250.00
8" & Larger Diameter	\$500.00

SPECIAL NEEDS CUSTOMERS

Some of the District's customers may require a continuous supply of water. Most commonly, these are people who use dialysis machines at home. If you have this special need, kindly inform the District by letter, so that we can update our emergency plan.

ARE THERE CONTAMINANTS IN OUR DRINKING WATER?

As the State regulations require, we routinely test your drinking water for numerous contaminants. These contaminants include: total coliform, turbidity, inorganic compounds, nitrate, nitrite, lead and copper, volatile organic compounds, total trihalomethanes, radon and synthetic organic compounds. In 2015, we conducted tests for over 150 contaminants. We detected 48 of these contaminants however, none exceeded a drinking water standard.

Table 1 presented on pages 4 and 5 depicts which compounds were detected in your drinking water. The State allows us to test for some contaminants less than once per year because the concentrations of these contaminants do not change frequently. Some of our data, though representative, are more than one year old.

"If present, elevated levels of lead can cause serious health problems, especially for pregnant women, infants, and young children. It is possible that Lead levels at your home may be higher than at other homes in the community as a result of materials used in the home's plumbing. Jericho Water District is responsible for providing high quality drinking water, but cannot control the variety of materials used in plumbing components. When your water has been sitting for several hours, you can minimize the potential for Lead exposure by flushing your Tap for 30 seconds to 2 minutes before using water for drinking or cooking. If you are concerned about Lead in your water, you may wish to have your water tested. Information on Lead in your water, testing methods, and steps you can take to minimize exposure is available from the safe Drinking Hotline (1-800-426-4791) or at <http://www.epa.gov/safewater/lead>."

It should be noted that all drinking water, including bottled drinking water, may reasonably be expected to contain at least small amounts of some contaminants. The presence of contaminants does not necessarily indicate that water poses a health risk. More information about contaminants and potential health effects can be obtained by calling the EPA's Safe Drinking Water Hotline (1 800-426-4791) or the Nassau County Department of Health at (516) 227-9692.

WHAT DOES THIS INFORMATION MEAN?

As you can see by Table 1, our system did not have any violations. We have learned through our testing that some contaminants have been detected; however, these contaminants were detected below the level allowed by the State.

IS OUR WATER SYSTEM MEETING OTHER RULES THAT GOVERN OPERATIONS?

During 2015, our system was in compliance with applicable State drinking water operating and reporting requirements. We are required to monitor your drinking water for specific contaminants on a regular basis. Results of regular monitoring are an indicator of whether or not your drinking water meets health standards.

DO I NEED TO TAKE SPECIAL PRECAUTIONS?

Although our drinking water met or exceeded state and federal regulations, some people may be more vulnerable to disease causing microorganisms or pathogens in drinking water than the general population. Immuno-compromised persons such as persons with cancer undergoing chemotherapy, persons who have undergone organ transplants, people with HIV/AIDS or other immune system disorders, some elderly, and infants can be particularly at risk from infections. These people should seek advice from their health care provider about their drinking water. EPA/CDC guidelines on appropriate means to lessen the risk of infection by Cryptosporidium, Giardia and other microbial pathogens are available from the Safe Drinking Water Hotline (1 800-426-4791).

Nitrate in drinking water at levels above 10mg/l is a health risk for infants less than six months of age. High nitrate levels in drinking water can cause blue baby syndrome. Nitrate levels may rise quickly for short periods of time because of rainfall or agricultural activity. If you are caring for an infant, you should ask for advice from your health care provider.

NON – DETECTED CONTAMINANTS

According to State regulations, the Jericho Water District routinely monitors your drinking water for various contaminants. The following contaminants were analyzed for but not detected:

Asbestos, Arsenic, Beryllium, Cadmium, Chromium, Free Cyanide, Fluoride, Mercury, Silver, Thallium, Ammonia, Nitrite, Carbon Tetrachloride, Chlorobenzene, Chloroethane, Chlorodibromomethane, Dibromomethane, Dichlorodifluoromethane, trans-1,2-Dichloroethene, 1,2-Dichloroethane, 1,3-Dichloropropane, 2,2-Dichloropropane, 1,1-Dichloropropene, cis-1,3-Dichloropropene, trans-1,3-Dichloropropene, Methylene Chloride, 1,1,1,2-Tetrachloroethane, 1,1,2,2-Tetrachloroethane, 1,1,2-Trichloroethane, Trichlorofluoromethane, Vinyl Chloride, Benzene, Bromobenzene, n-Butylbenzene, sec-Butylbenzene, tert-Butylbenzene, Toluene, 2-Chlorotoluene, 4-Chlorotoluene, 4-Isopropyltoluene, 1,2-Dichlorobenzene, 1,3-Dichlorobenzene, 1,4-Dichlorobenzene, Ethylbenzene, Hexachlorobutadiene, Isopropylbenzene, n-Propylbenzene, Styrene, 1,2,3-Trichlorobenzene, 1,2,4-Trichlorobenzene, 1,2,4-Trimethylbenzene, 1,3,5-Trimethylbenzene, m,p-Xylene, o-Xylene

In 2015, we were required to collect and analyze drinking water samples for the following unregulated contaminants:

Chlorate, Bromochloromethane, Bromomethane, 1,2,3-Trichloropropane, Chlorodifluoromethane, 1,3-Butadiene, Chloromethane, 1,4-Dioxane, 1,1-Dichloroethane, Molybdenum, Perfluorooctanesulfonic (PFOS), Perfluorooctanoic Acid (PFOA), Perfluorononanoic Acid (PFNA), Perfluorohexanesulfonic Acid (PFHxS), Perfluoroheptanoic Acid (PFHpA), Perfluorobutanesulfonic Acid (PFBS), Vanadium, Androstene, Equilin, Estradiol, Estriol, Estrone, Ethynylestradiol, Testosterone.

Samples were collected from 13 of the District's 25 wells in 2014 during the months of April and September; one sample per well in each of those months. The remaining 12 wells were sampled in 2015. You may obtain the monitoring results by calling Superintendent Peter F. Logan at 516-921-8280.

WATER CONSERVATION

The water supply is one of the most critical environmental elements that must be safeguarded to ensure the continuance of an adequate supply for present and future generations. The District must be concerned with both quality and quantity issues, as they are inextricably linked. What is not wasted or contaminated will be available for future use. It is clear then that the responsibility for conserving water rests with each and every one of us. Each person must take a hard look at their individual water use and implement as many conservation measures as may apply to their lifestyle. By conserving water you are also:

- Saving energy and some of the costs associated with both of these necessities of life;
- Reducing the cost of energy required to pump water and the need to construct costly, new wells, pumping systems and water towers; and
- Lessening the strain on the water system during a dry spell or drought, helping to avoid severe water use restrictions so that essential fire fighting needs can be met.




Each person can play a role in conserving water and saving money in the process by becoming conscious of the amount of water your household is using and by looking for ways to use less whenever they can. It is not hard to conserve water.

CONSERVATION TIPS INCLUDE:

- Automatic dishwashers use 15 gallons for every cycle, regardless of how many dishes are loaded. So get a run for your money and load it to capacity.
- Turn off the tap when brushing your teeth.
- Check every faucet in your home for leaks. Just a slow drip can waste 15 to 20 gallons a day. Fix it up and you can save almost 6,000 gallons per year.
- Check your toilets for leaks by putting a few drops of food coloring in the tank, watch for a few minutes to see if the color shows up in the bowl. It is not uncommon to lose up to 100 gallons a day from one of these otherwise invisible toilet leaks. Fix it and you save more than 30,000 gallons a year.
- Use your water meter to detect hidden leaks. Simply turn off all taps and water using appliances, then check the meter after 15 minutes, if the dial on the meter has moved, you have a leak.

LEAKS – COSTLY AND WASTEFUL

APPROXIMATE NUMBER OF GALLONS WASTED*

Size of leak	Per Hour	Per Day	Per Quarter	Cost per Quarter
 1/4"	547	13,128	1,181,520	\$2,523.90
 3/16"	308	7,392	665,280	\$1,386.50
 1/8"	137	3,288	295,920	\$574.70
 1/16"	34	816	73,440	\$98.95

*At 60 pounds per square inch of water pressure

SYSTEM IMPROVEMENTS

Commenced/Completed 2015

- Installation of water main on Frost Pond Rd. in Glen Cove
- Carbon replacement in GAC unit located at Well 19, Syosset
- Sold surplus vehicles and equipment.
- Completed Phase 3 of parking lot improvements at the main office on Convent Rd., Syosset
- Purchased several new pieces of equipment – mobile valve exerciser; self-propelled concrete saw
- Purchased new rack-body truck and snow plow
- Installation of a new roof on the administration building, Syosset
- Replacement of 5,000 gallon caustic tank at Well 29, Muttontown
- Completion of enhanced security system at all district sites
- Window replacement at Wells 6, 7 & 16, Brookville

Planned in 2015/To Be Completed in 2016

- Purchase of several new vehicles
- Installation of additional drywells at Well 16, Brookville
- Replacement of 5,000 gallon caustic tank at Well 30, Muttontown
- Examination and evaluation of existing roof and the installation of a membrane covering on Kirby Lane storage tank
- Replacement of two entrance doors at the administration building, Syosset
- Replacement of the roof at Well 25, Muttontown
- Installation of new vinyl siding at Well 22, Jericho
- Finalize the design, bid & commence construction of the de-nitrification/ Packed Tower aerator plant for Wells 9 & 14
- Installation of new security gates at various district sites

CLOSING

To take anything for granted, is in a real sense, to neglect it and that is how most of us treat water.

– Robert Raikes, *Water Weather and Prehistory*

Water is one of the most precious resources and yet it is often taken for granted simply because it is always there for us. The purpose of this report is to keep you informed about your water supply. Knowledge is power. The power to conserve and protect this resource is in all of our hands. Please feel free to call on us at (516) 921-8280 with any questions you may have relative to this report.